

Luminaire Photograph



Light Output Ratio:	38.2%	
Luminaire Power:	14.34 W	
SHR Nominal:	0.00	Calculated using the TM5
SHR Maximum:	0.25	fine grid method.

C Range: 0 - 360DEG
C Interval: 30.0DEG
Test Speed: HIGH
Temperature: 25.3 °C
Operators: zoe
Test Date: 2023-6-19

γ Range: 0 - 180DEG
γ Interval: 1.0DEG
Test System: EVERFINE GO-SPEX500_V1 SYSTEM V2.00.461
Humidity: 65.0%
Test Distance: 3.160m [K=1.0000]
Remarks: LAMP: BXRE-30H1000-A-83 Ra: 97
LENS: HLTJ00281 HL-52 15R
DRIVER: RMS-15-350AS 350mA
30minutes warm-up

LUMINOUS INTENSITY DISTRIBUTION DIAGRAM

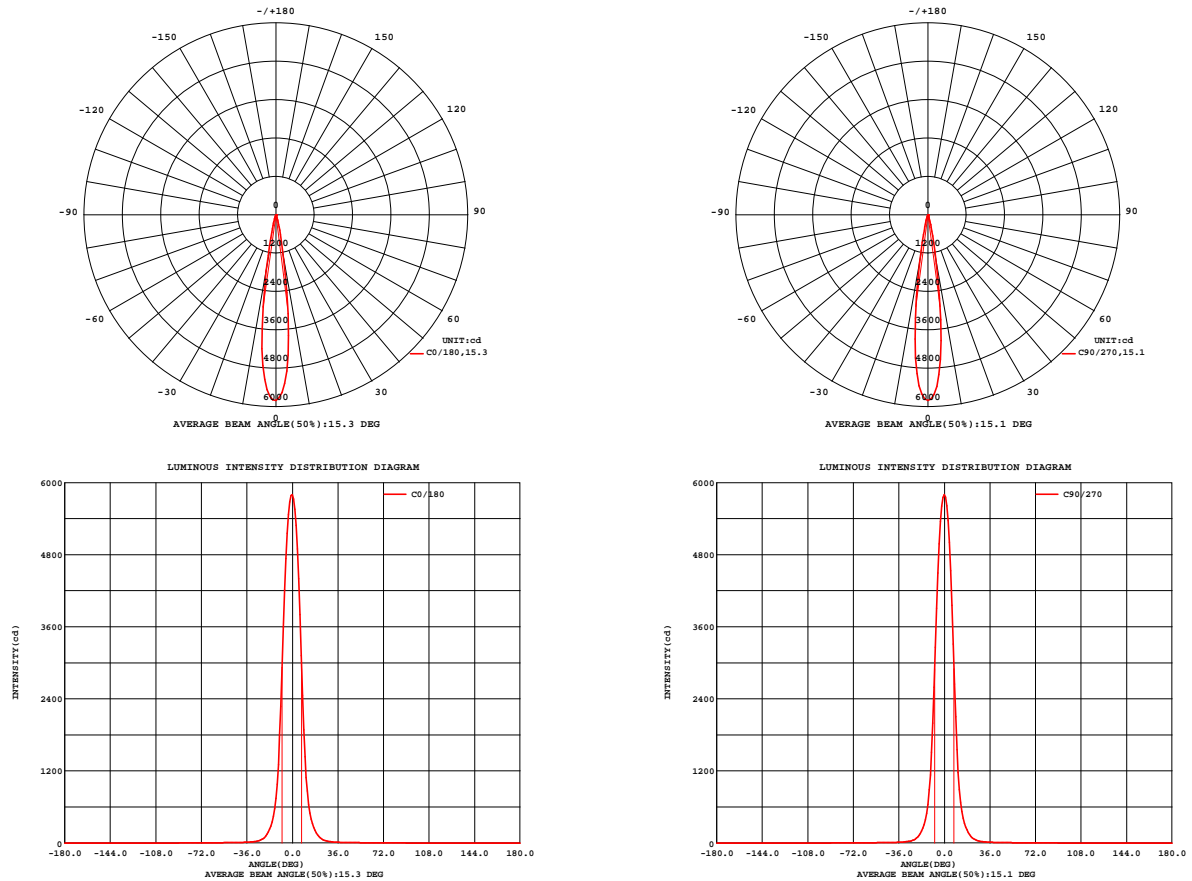


Fig. C0/C180

Fig. C90/C270

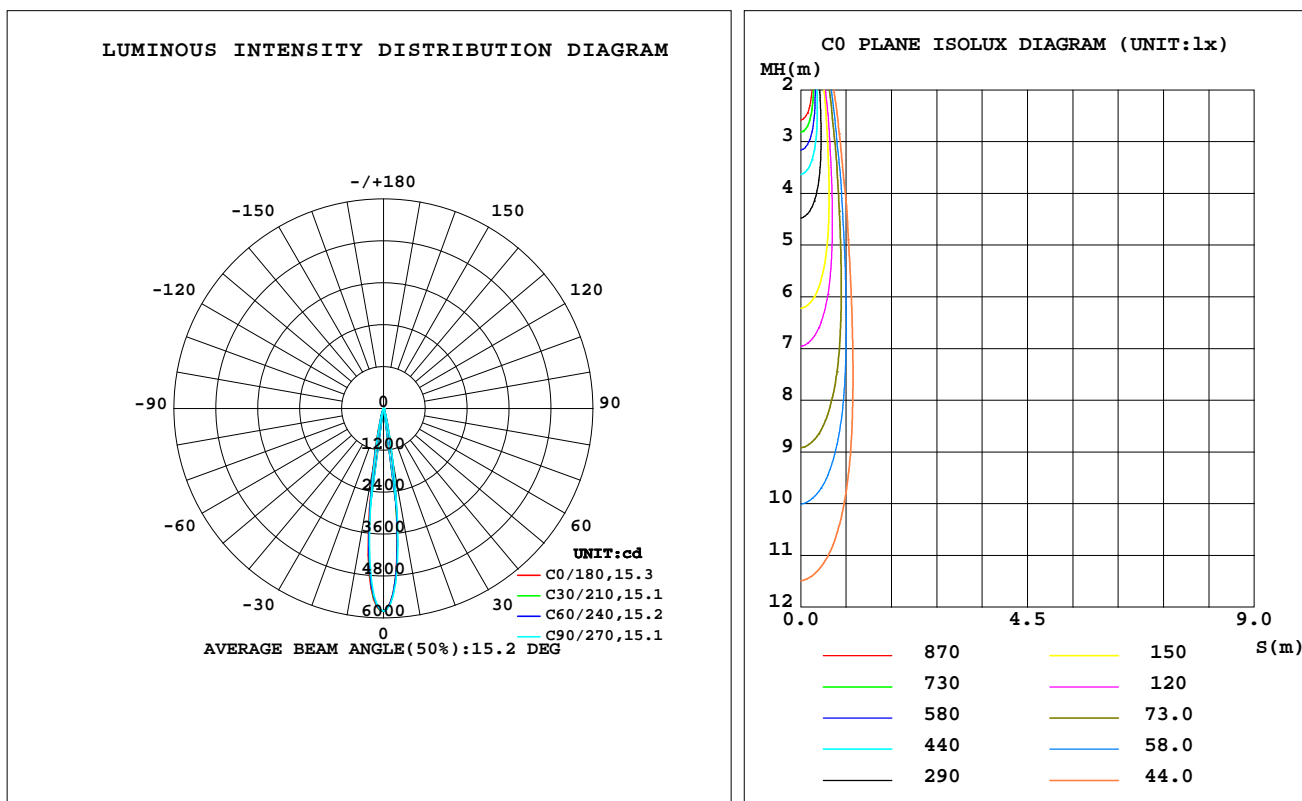
C Range: 0 - 360DEG
C Interval: 30.0DEG
Test Speed: HIGH
Temperature: 25.3 °C
Operators: zoe
Test Date: 2023-6-19

γ Range: 0 - 180DEG
 γ Interval: 1.0DEG
Test System: EVERFINE GO-SPEX500_V1 SYSTEM V2.00.461
Humidity: 65.0%
Test Distance: 3.160m [K=1.0000]
Remarks: LAMP: BXRE-30H1000-A-83 Ra: 97
LENS: HLTJ00281 HL-52 15R
DRIVER: RMS-15-350AS 350mA
30minutes warm-up

LUMINAIRE PHOTOMETRIC TEST REPORT

Test:U:220.08V I:0.0681A P:14.339W PF:0.9540 Freq:49.99Hz Lamp Flux:1339.9x1 lm		
NAME: 2319.201Z-AD3-350	TYPE:	WEIGHT:
SPEC.: 3000K	DIM.:	SERIAL No.: 2306190793
MFR.: RISE	SUR.: 0.002826m2	Shielding Angle:

DATA OF LAMP		PHOTOMETRIC DATA Eff: 35.68 lm/W			
MODEL	Brideglux	Imax(cd)	5802	S/MH(C0/180)	0.26
NOMINAL POWER(W)	14	LOR(%)	38.2	S/MH(C90/270)	0.25
RATED VOLTAGE(V)	220	TOTAL FLUX(lm)	511.59	η UP,DN(C0-180)	0.0,19.1
NOMINAL FLUX(lm)	1339.9	CIE CLASS	DIRECT	η UP,DN(C180-360)	0.0,19.1
LAMPS INSIDE	1	η up(%)	0.0	CIBSE SHR NOM	0.00
TEST VOLTAGE(V)	220	η down(%)	38.2	CIBSE SHR MAX	0.25



C Range: 0 - 360DEG
C Interval: 30.0DEG
Test Speed: HIGH
Temperature:25.3℃
Operators:zoe
Test Date:2023-6-19

γ Range: 0 - 180DEG
 γ Interval: 1.0DEG
Test System:EVERFINE GO-SPEX500_V1 SYSTEM V2.00.461
Humidity:65.0%
Test Distance:3.160m [K=1.0000]
Remarks: LAMP:BXRE-30H1000-A-83 Ra:97
LENS:HLTJ00281 HL-52 15R
DRIVER:RMS-15-350AS 350mA
30minutes warm-up

ZONAL FLUX DIAGRAM

ZONAL FLUX DIAGRAM:

γ	C0	C45	C90	C135	C180	C225	C270	C315	γ	Φ zone	Φ total	%lum,lamp
10	1435	1454	1554	1715	1788	1616	1511	1457	0- 10	327.5	327.5	64,24.4
20	133.8	135.3	140.1	152.0	146.4	134.3	124.7	126.5	10- 20	137.3	464.8	90.9,34.7
30	21.76	21.80	22.80	23.34	22.82	22.15	21.38	21.16	20- 30	25.11	489.9	95.8,36.6
40	9.266	9.285	9.474	9.591	9.759	9.603	9.352	9.327	30- 40	8.688	498.6	97.5,37.2
50	6.150	5.995	6.178	6.144	6.357	6.324	6.027	6.163	40- 50	5.847	504.5	98.6,37.6
60	3.650	3.624	3.810	3.902	4.066	4.097	3.787	3.658	50- 60	4.519	509.0	99.5,38
70	0.7945	0.7296	0.8198	0.8573	0.9397	0.9842	0.8922	0.7973	60- 70	2.064	511.0	99.9,38.1
80	0.1974	0.1654	0.1930	0.1823	0.2317	0.2314	0.2289	0.1589	70- 80	0.4882	511.5	100,38.2
90	0	0	0	0	0	0	0	0	80- 90	0.0657	511.6	100,38.2
100	0	0	0	0	0	0	0	0	90-100	0	511.6	100,38.2
110	0	0	0	0	0	0	0	0	100-110	0	511.6	100,38.2
120	0	0	0	0	0	0	0	0	110-120	0	511.6	100,38.2
130	0	0	0	0	0	0	0	0	120-130	0	511.6	100,38.2
140	0	0	0	0	0	0	0	0	130-140	0	511.6	100,38.2
150	0	0	0	0	0	0	0	0	140-150	0	511.6	100,38.2
160	0	0	0	0	0	0	0	0	150-160	0	511.6	100,38.2
170	0	0	0	0	0	0	0	0	160-170	0	511.6	100,38.2
180	0	0	0	0	0	0	0	0	170-180	0	511.6	100,38.2
DEG	LUMINOUS INTENSITY:cd									UNIT:lm		

C Range: 0 - 360DEG
C Interval: 30.0DEG
Test Speed: HIGH
Temperature:25.3℃
Operators:zoe
Test Date:2023-6-19

γ Range: 0 - 180DEG
 γ Interval: 1.0DEG
Test System:EVERFINE GO-SPEX500_V1 SYSTEM V2.00.461
Humidity:65.0%
Test Distance:3.160m [K=1.0000]
Remarks: LAMP:BXRE-30H1000-A-83 Ra:97
LENS:HLTJ00281 HL-52 15R
DRIVER:RMS-15-350AS 350mA
30minutes warm-up

LUMINANCE LIMITATION CURVES

Test:U:220.08V I:0.0681A P:14.339W PF:0.9540 Freq:49.99Hz
Lamp Flux:1339.9x1 lm

NAME: 2319.201Z-AD3-350

TYPE:

WEIGHT:

SPEC.: 3000K

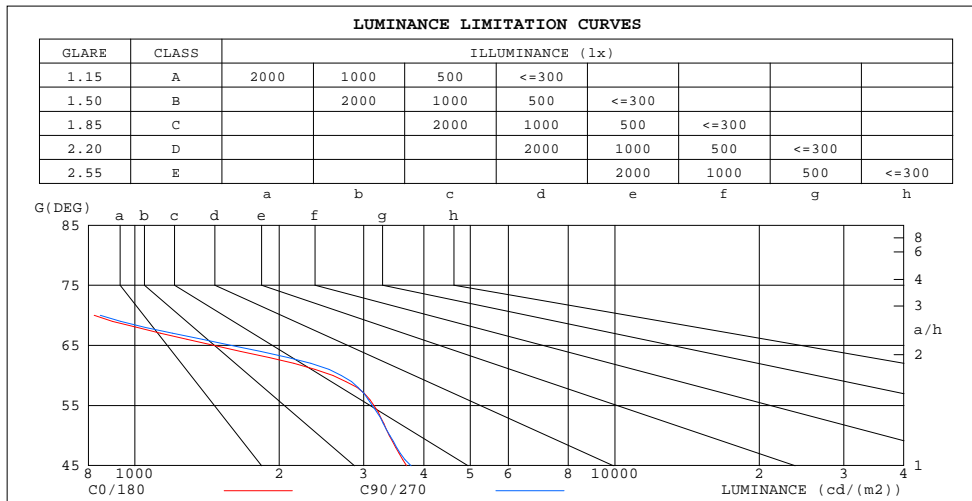
DIM.:

SERIAL No.: 2306190793

MFR.: RISE

SUR.: 0.002826m2

Shielding Angle:



LUMINANCE cd/(m2)		
G(180)	C0/180	C90/270
85	167	189
80	403	393
75	587	572
70	823	848
65	1461	1589
60	2587	2694
55	3151	3125
50	3390	3399
45	3684	3763

C Range: 0 - 360DEG
C Interval: 30.0DEG
Test Speed: HIGH
Temperature:25.3℃
Operators:zoe
Test Date:2023-6-19

γ Range: 0 - 180DEG
γ Interval: 1.0DEG
Test System:EVERFINE GO-SPEX500_V1 SYSTEM V2.00.461
Humidity:65.0%
Test Distance:3.160m [K=1.0000]
Remarks: LAMP:BXRE-30H1000-A-83 Ra:97
LENS:HLTJ00281 HL-52 15R
DRIVER:RMS-15-350AS 350mA
30minutes warm-up

CU AND LUMINAIRE BUDGETARY ESTIMATE DIAGRAM

Test:U:220.08V I:0.0681A P:14.339W PF:0.9540 Freq:49.99Hz
Lamp Flux:1339.9x1 lm

NAME: 2319.201Z-AD3-350

TYPE:

WEIGHT:

SPEC.: 3000K

DIM.:

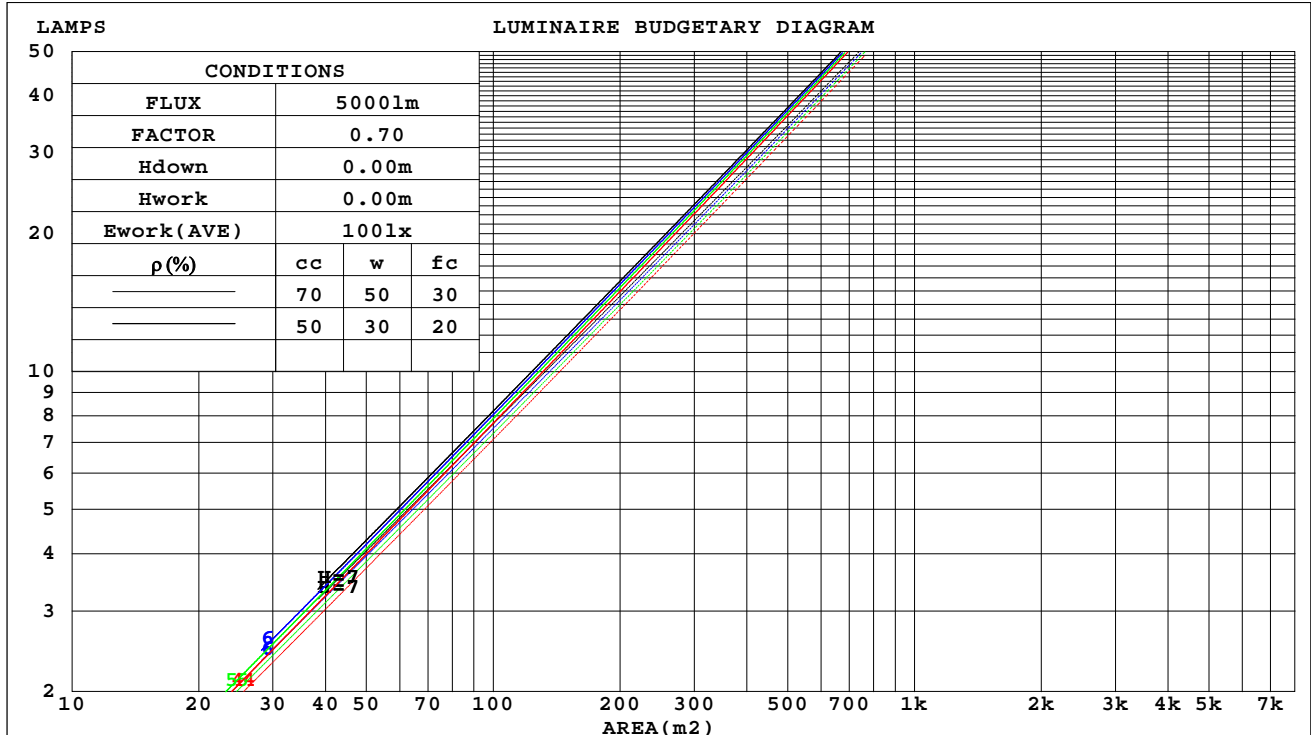
SERIAL No.: 2306190793

MFR.: RISE

SUR.: 0.002826m2

Shielding Angle:

ρ_{cc}	80%			70%			50%			30%			10%			0
ρ_w	50%	30%	10%	50%	30%	10%	50%	30%	10%	50%	30%	10%	50%	30%	10%	0
ρ_{fc}	20%			20%			20%			20%			20%			0
RCR	RCR:Room Cavity Ratio															



C Range: 0 - 360DEG
C Interval: 30.0DEG
Test Speed: HIGH
Temperature:25.3℃
Operators:zoe
Test Date:2023-6-19

γ Range: 0 - 180DEG
 γ Interval: 1.0DEG
Test System:EVERFINE GO-SPEX500_V1 SYSTEM V2.00.461
Humidity:65.0%
Test Distance:3.160m [K=1.0000]
Remarks: LAMP:BXRE-30H1000-A-83 Ra:97
LENS:HLTJ00281 HL-52 15R
DRIVER:RMS-15-350AS 350mA
30minutes warm-up

WEC AND CCEC

Test:U:220.08V I:0.0681A P:14.339W PF:0.9540 Freq:49.99Hz Lamp Flux:1339.9x1 lm		
NAME: 2319.201Z-AD3-350	TYPE:	WEIGHT:
SPEC.: 3000K	DIM.:	SERIAL No.: 2306190793
MFR.: RISE	SUR.: 0.002826m2	Shielding Angle:

pcc	80%			70%			50%			30%			10%			0	
pw	50%	30%	10%	50%	30%	10%	50%	30%	10%	50%	30%	10%	50%	30%	10%	0	
pfc	20%			20%			20%			20%			20%			0	
RCR	RCR:Room Cavity Ratio						Wall Exitance Coefficients(WEC)										
0.0																	
1.0	.045	.026	.008	.043	.024	.008	.038	.022	.007	.034	.020	.006	.030	.017	.006		
2.0	.041	.023	.007	.039	.022	.007	.035	.020	.006	.032	.018	.006	.029	.016	.005		
3.0	.038	.020	.006	.036	.019	.006	.033	.018	.005	.030	.017	.005	.027	.015	.005		
4.0	.035	.018	.005	.034	.018	.005	.031	.016	.005	.028	.015	.005	.026	.014	.004		
5.0	.032	.017	.005	.031	.016	.005	.029	.015	.004	.027	.014	.004	.025	.013	.004		
6.0	.030	.015	.004	.029	.015	.004	.027	.014	.004	.026	.013	.004	.024	.013	.004		
7.0	.028	.014	.004	.028	.014	.004	.026	.013	.004	.024	.013	.004	.023	.012	.004		
8.0	.027	.013	.004	.026	.013	.004	.025	.012	.004	.023	.012	.003	.022	.011	.003		
9.0	.025	.012	.003	.025	.012	.003	.023	.012	.003	.022	.011	.003	.021	.011	.003		
10.0	.024	.011	.003	.023	.011	.003	.022	.011	.003	.021	.011	.003	.020	.010	.003		

pcc	80%			70%			50%			30%			10%			0	
pw	50%	30%	10%	50%	30%	10%	50%	30%	10%	50%	30%	10%	50%	30%	10%	0	
pfc	20%			20%			20%			20%			20%			0	
RCR	RCR:Room Cavity Ratio						Ceiling Cavity Exitance Coefficients(CCEC)										
0.0	.073	.073	.073	.062	.062	.062	.042	.042	.042	.024	.024	.024	.008	.008	.008		
1.0	.064	.060	.057	.055	.052	.049	.037	.036	.034	.021	.021	.020	.007	.007	.006		
2.0	.056	.051	.046	.048	.044	.040	.033	.030	.028	.019	.018	.016	.006	.006	.005		
3.0	.050	.043	.038	.043	.037	.033	.030	.026	.023	.017	.015	.013	.005	.005	.004		
4.0	.045	.037	.031	.039	.032	.027	.027	.022	.019	.015	.013	.011	.005	.004	.004		
5.0	.041	.032	.026	.035	.028	.023	.024	.020	.016	.014	.011	.010	.004	.004	.003		
6.0	.037	.028	.022	.032	.025	.019	.022	.017	.014	.013	.010	.008	.004	.003	.003		
7.0	.034	.025	.019	.029	.022	.017	.020	.015	.012	.012	.009	.007	.004	.003	.002		
8.0	.031	.022	.017	.027	.019	.014	.018	.014	.010	.011	.008	.006	.003	.003	.002		
9.0	.029	.020	.014	.025	.018	.013	.017	.012	.009	.010	.007	.005	.003	.002	.002		
10.0	.027	.018	.013	.023	.016	.011	.016	.011	.008	.009	.007	.005	.003	.002	.002		

C Range: 0 - 360DEG
C Interval: 30.0DEG
Test Speed: HIGH
Temperature:25.3℃
Operators:zoe
Test Date:2023-6-19

γ Range: 0 - 180DEG
γ Interval: 1.0DEG
Test System:EVERFINE GO-SPEX500_V1 SYSTEM V2.00.461
Humidity:65.0%
Test Distance:3.160m [K=1.0000]
Remarks: LAMP:BXRE-30H1000-A-83 Ra:97
LENS:HLTJ00281 HL-52 15R
DRIVER:RMS-15-350AS 350mA
30minutes warm-up

UGR(Unified Glare Rating) Table

Test:U:220.08V I:0.0681A P:14.339W PF:0.9540 Freq:49.99Hz Lamp Flux:1339.9x1 lm										
NAME: 2319.201Z-AD3-350					TYPE:			WEIGHT:		
SPEC.: 3000K					DIM.:			SERIAL No.: 2306190793		
MFR.: RISE					SUR.: 0.002826m2			Shielding Angle:		
ceiling/cavity	0.7	0.7	0.5	0.5	0.3	0.7	0.7	0.5	0.5	0.3
walls	0.5	0.3	0.5	0.3	0.3	0.5	0.3	0.5	0.3	0.3
working plane	0.2	0.2	0.2	0.2	0.2	0.2	0.2	0.2	0.2	0.2
Room dimensions	Viewed crosswise					Viewed endwise				
x = 2H y = 2H	5.7	6.2	5.9	6.4	6.5	5.8	6.4	6.0	6.5	6.6
3H	5.9	6.4	6.1	6.5	6.7	6.0	6.5	6.2	6.7	6.9
4H	5.9	6.3	6.1	6.5	6.7	6.0	6.5	6.3	6.7	6.9
6H	5.8	6.3	6.1	6.5	6.7	6.0	6.4	6.2	6.6	6.9
8H	5.8	6.2	6.1	6.5	6.7	5.9	6.4	6.2	6.6	6.8
12H	5.7	6.2	6.0	6.4	6.7	5.9	6.3	6.2	6.6	6.8
4H 2H	5.9	6.4	6.2	6.6	6.8	6.1	6.5	6.3	6.7	6.9
3H	6.1	6.5	6.4	6.8	7.0	6.2	6.6	6.5	6.9	7.2
4H	6.1	6.5	6.4	6.8	7.1	6.2	6.6	6.5	6.9	7.2
6H	6.0	6.4	6.4	6.7	7.0	6.2	6.5	6.5	6.8	7.2
8H	6.0	6.3	6.4	6.7	7.0	6.1	6.4	6.5	6.8	7.1
12H	5.9	6.2	6.3	6.6	7.0	6.1	6.4	6.5	6.7	7.1
8H 4H	6.0	6.3	6.4	6.6	7.0	6.1	6.4	6.5	6.8	7.1
6H	5.9	6.2	6.3	6.6	7.0	6.0	6.3	6.5	6.7	7.1
8H	5.9	6.1	6.3	6.5	7.0	6.0	6.2	6.4	6.6	7.1
12H	5.8	6.0	6.3	6.5	6.9	5.9	6.1	6.4	6.6	7.0
12H 4H	5.9	6.2	6.3	6.6	7.0	6.0	6.3	6.4	6.7	7.1
6H	5.9	6.1	6.3	6.5	7.0	6.0	6.2	6.4	6.6	7.1
8H	5.8	6.0	6.3	6.5	6.9	5.9	6.1	6.4	6.6	7.0
Variations with the observer position at spacings(CIE Pub.117):										
S = 1.0H	+ 0.5 / - 0.8					+ 0.6 / - 0.9				
1.5H	+ 0.5 / - 1.0					+ 0.4 / - 1.1				
2.0H	+ 1.0 / - 2.4					+ 0.9 / - 2.3				

CIE Pub.117, 1340 lm Total Lamp Luminous Flux Correct (8log(F/F0) = 1.0)
Area: 0.002826 m2

C Range: 0 - 360DEG
C Interval: 30.0DEG
Test Speed: HIGH
Temperature:25.3℃
Operators:zoe
Test Date:2023-6-19

γ Range: 0 - 180DEG
γ Interval: 1.0DEG
Test System:EVERFINE GO-SPEX500_V1 SYSTEM V2.00.461
Humidity:65.0%
Test Distance:3.160m [K=1.0000]
Remarks: LAMP:BXRE-30H1000-A-83 Ra:97
LENS:HLTJ00281 HL-52 15R
DRIVER:RMS-15-350AS 350mA
30minutes warm-up

UTILIZATION FACTORS TABLE

Test:U:220.08V I:0.0681A P:14.339W PF:0.9540 Freq:49.99Hz Lamp Flux:1339.9x1 lm		
NAME: 2319.201Z-AD3-350	TYPE:	WEIGHT:
SPEC.: 3000K	DIM.:	SERIAL No.: 2306190793
MFR.: RISE	SUR.: 0.002826m2	Shielding Angle:

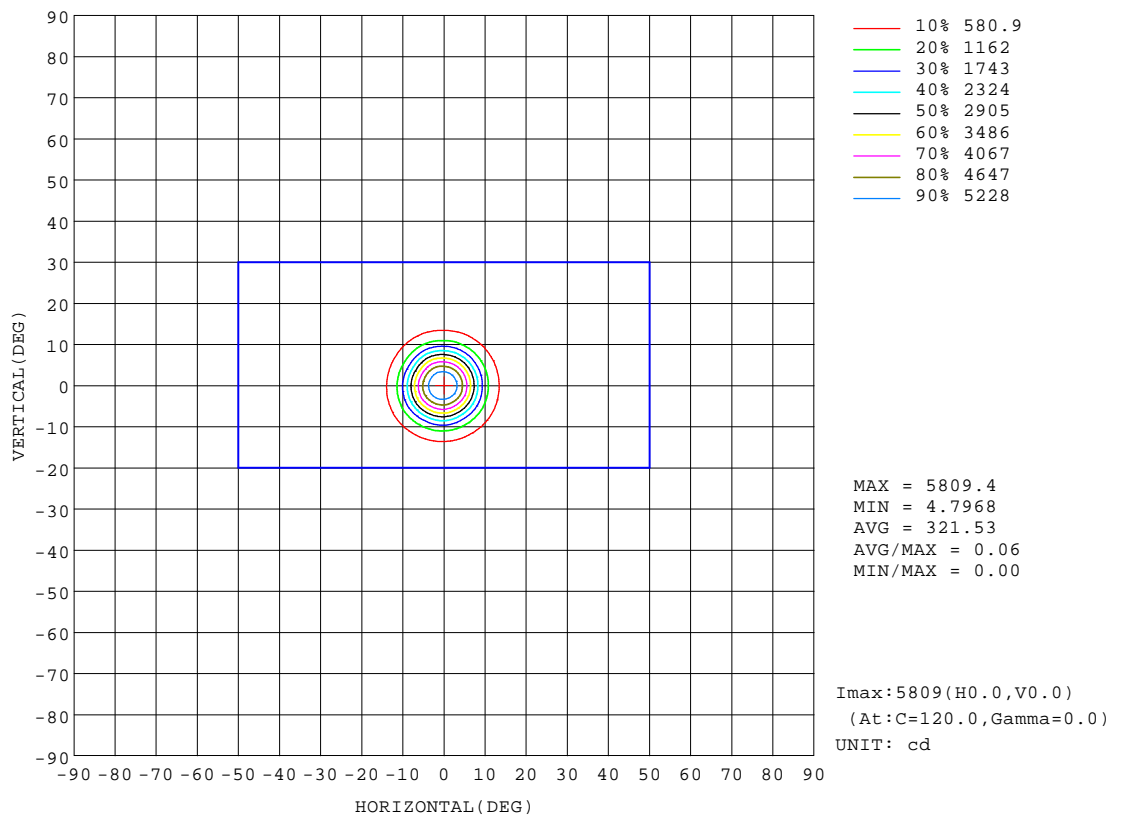
REFLECTANCE										
Ceiling	0.8	0.8	0.8	0.7	0.7	0.7	0.5	0.5	0.5	0
Walls	0.7	0.5	0.3	0.7	0.5	0.3	0.7	0.5	0.3	0
Working plane	0.2	0.2	0.2	0.2	0.2	0.2	0.2	0.2	0.2	0
ROOM INDEX	UTILIZATION FACTORS(PERCENT) $k(RI) \times RCR = 5$									
k = 0.60	34	32	31	34	32	31	34	32	31	29
0.80	37	35	34	37	35	34	36	35	33	32
1.00	39	37	35	38	36	35	38	36	35	34
1.25	40	38	37	40	38	37	39	37	36	35
1.50	41	39	38	40	39	38	40	38	37	36
2.00	42	40	39	41	40	39	40	39	38	36
2.50	42	41	40	42	41	40	41	40	39	37
3.00	43	42	41	42	41	40	41	40	39	37
4.00	44	43	42	43	42	41	42	41	40	38
5.00	44	43	43	43	43	42	42	41	41	38
ROOM INDEX	UF(total)									Direct
According to DIN EN 13032-2 2004			Suspended					SHRNOM = 1.25		

C Range: 0 - 360DEG
C Interval: 30.0DEG
Test Speed: HIGH
Temperature:25.3℃
Operators:zoe
Test Date:2023-6-19

γ Range: 0 - 180DEG
γ Interval: 1.0DEG
Test System:EVERFINE GO-SPEX500_V1 SYSTEM V2.00.461
Humidity:65.0%
Test Distance:3.160m [K=1.0000]
Remarks: LAMP:BXRE-30H1000-A-83 Ra:97
LENS:HLTJ00281 HL-52 15R
DRIVER:RMS-15-350AS 350mA
30minutes warm-up

ISOCANDELA DIAGRAM

Test:U:220.08V I:0.0681A P:14.339W PF:0.9540 Freq:49.99Hz Lamp Flux:1339.9x1 lm		
NAME: 2319.201Z-AD3-350	TYPE:	WEIGHT:
SPEC.: 3000K	DIM.:	SERIAL No.: 2306190793
MFR.: RISE	SUR.: 0.002826m2	Shielding Angle:

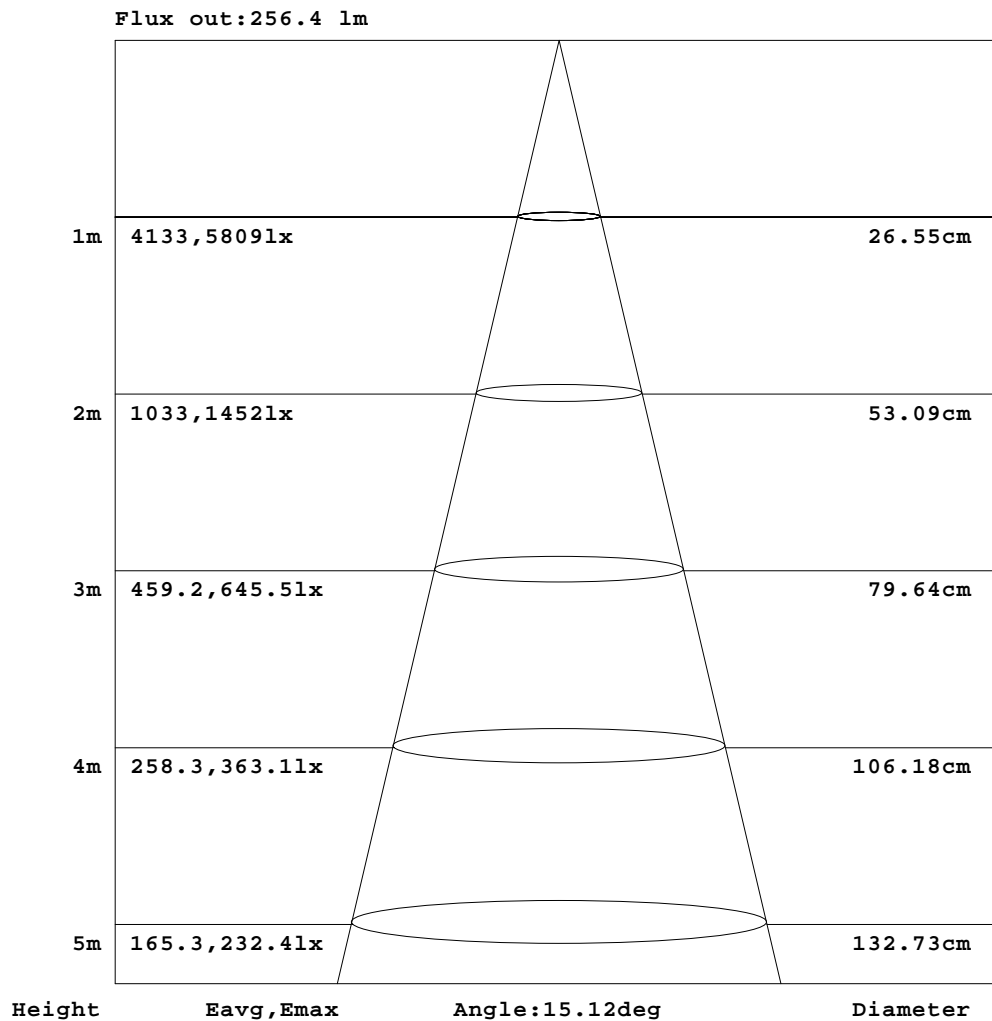


C Range: 0 - 360DEG
C Interval: 30.0DEG
Test Speed: HIGH
Temperature:25.3℃
Operators:zoe
Test Date:2023-6-19

γ Range: 0 - 180DEG
γ Interval: 1.0DEG
Test System:EVERFINE GO-SPEX500_V1 SYSTEM V2.00.461
Humidity:65.0%
Test Distance:3.160m [K=1.0000]
Remarks: LAMP:BXRE-30H1000-A-83 Ra:97
LENS:HLTJ00281 HL-52 15R
DRIVER:RMS-15-350AS 350mA
30minutes warm-up

AAI Figure

Test:U:220.08V I:0.0681A P:14.339W PF:0.9540 Freq:49.99Hz Lamp Flux:1339.9x1 lm		
NAME: 2319.201Z-AD3-350	TYPE:	WEIGHT:
SPEC.: 3000K	DIM.:	SERIAL No.: 2306190793
MFR.: RISE	SUR.: 0.002826m2	Shielding Angle:



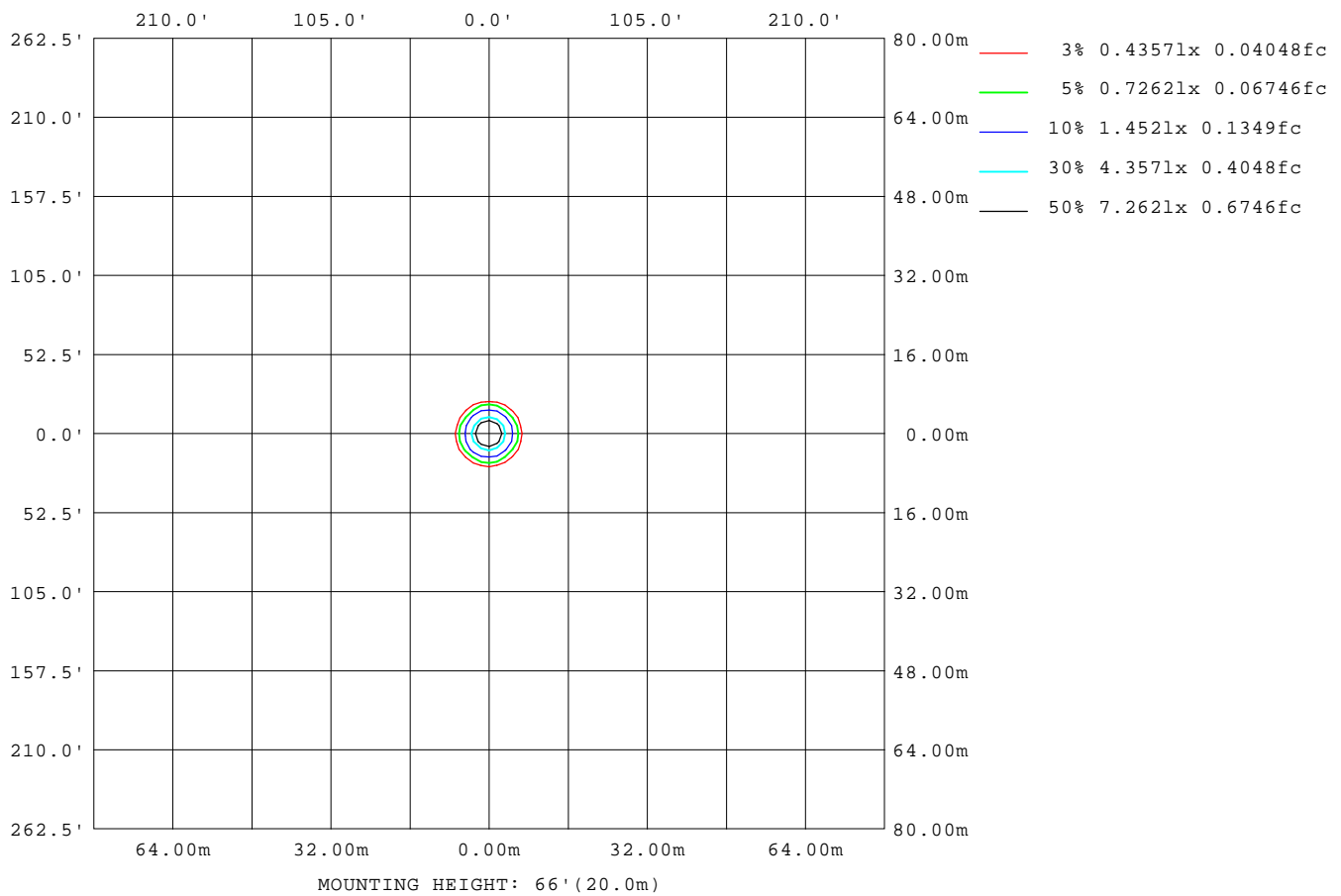
Note:The Curves indicate the illuminated area and the average illumination when the luminaire is at different distance.

C Range: 0 - 360DEG
C Interval: 30.0DEG
Test Speed: HIGH
Temperature:25.3℃
Operators:zoe
Test Date:2023-6-19

γ Range: 0 - 180DEG
γ Interval: 1.0DEG
Test System:EVERFINE GO-SPEX500_V1 SYSTEM V2.00.461
Humidity:65.0%
Test Distance:3.160m [K=1.0000]
Remarks: LAMP:BXRE-30H1000-A-83 Ra:97
LENS:HLTJ00281 HL-52 15R
DRIVER:RMS-15-350AS 350mA
30minutes warm-up

ISOLUX DIAGRAM

Test:U:220.08V I:0.0681A P:14.339W PF:0.9540 Freq:49.99Hz Lamp Flux:1339.9x1 lm		
NAME: 2319.201Z-AD3-350	TYPE:	WEIGHT:
SPEC.: 3000K	DIM.:	SERIAL No.: 2306190793
MFR.: RISE	SUR.: 0.002826m2	Shielding Angle:



C Range: 0 - 360DEG
C Interval: 30.0DEG
Test Speed: HIGH
Temperature:25.3℃
Operators:zoe
Test Date:2023-6-19

γ Range: 0 - 180DEG
γ Interval: 1.0DEG
Test System:EVERFINE GO-SPEX500_V1 SYSTEM V2.00.461
Humidity:65.0%
Test Distance:3.160m [K=1.0000]
Remarks: LAMP:BXRE-30H1000-A-83 Ra:97
LENS:HLTJ00281 HL-52 15R
DRIVER:RMS-15-350AS 350mA
30minutes warm-up

LED Avg.L Report

Test:U:220.08V I:0.0681A P:14.339W PF:0.9540 Freq:49.99Hz Lamp Flux:1339.9x1 lm		
NAME: 2319.201Z-AD3-350	TYPE:	WEIGHT:
SPEC.: 3000K	DIM.:	SERIAL No.: 2306190793
MFR.: RISE	SUR.: 0.002826m2	Shielding Angle:

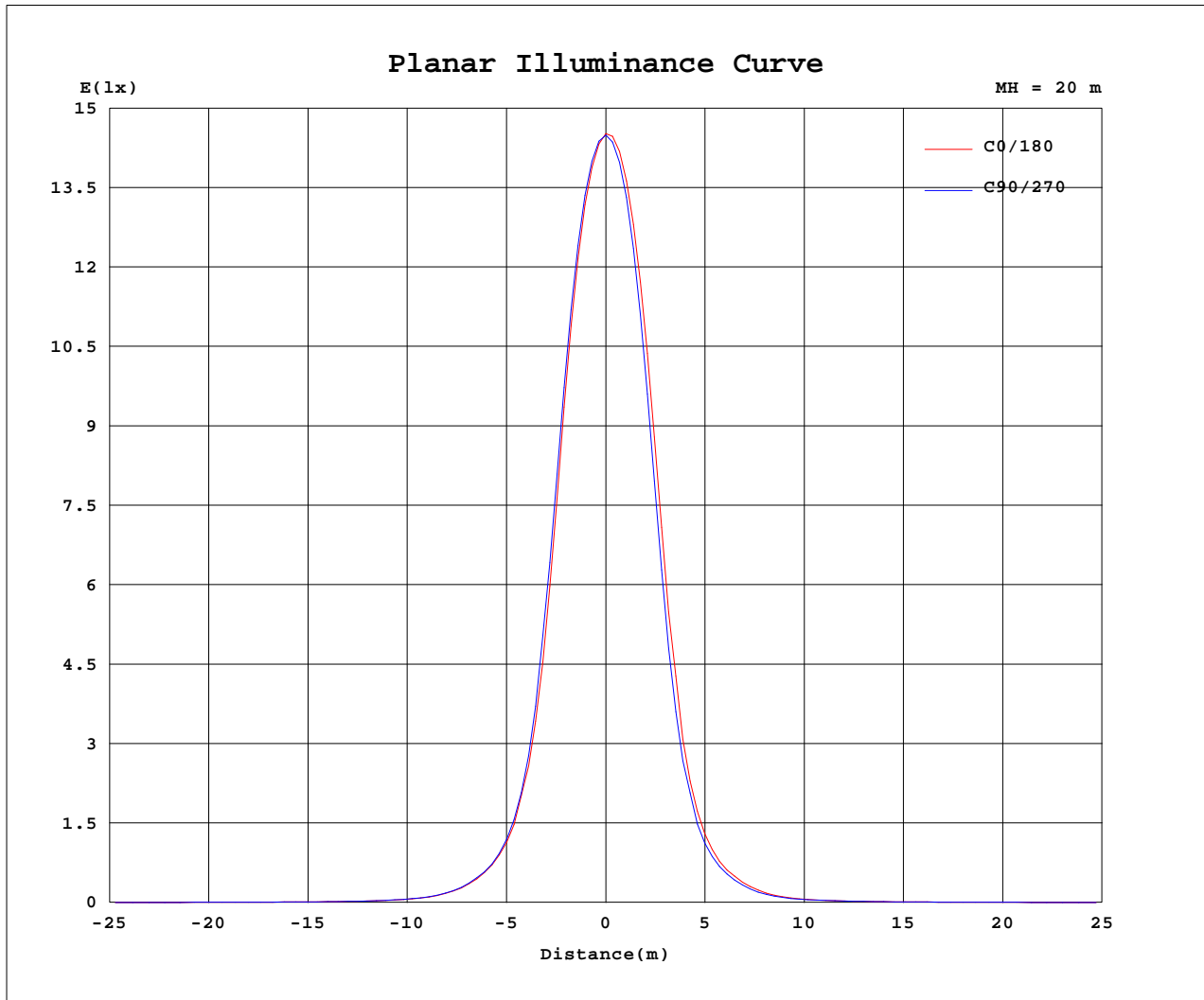
AvgL	cd/m2
L_0~180(65)av	1660
L_0~180(75)av	628
L_0~180(85)av	205
L_90~270(65)av	1619
L_90~270(75)av	618
L_90~270(85)av	213
L_45(65)av	1619
L_45(75)av	577
L_45(85)av	141

Standard: GB/T 29293-2012

C Range: 0 - 360DEG
C Interval: 30.0DEG
Test Speed: HIGH
Temperature:25.3℃
Operators:zoe
Test Date:2023-6-19

γ Range: 0 - 180DEG
γ Interval: 1.0DEG
Test System:EVERFINE GO-SPEX500_V1 SYSTEM V2.00.461
Humidity:65.0%
Test Distance:3.160m [K=1.0000]
Remarks: LAMP:BXRE-30H1000-A-83 Ra:97
LENS:HLTJ00281 HL-52 15R
DRIVER:RMS-15-350AS 350mA
30minutes warm-up

Planar Illuminance Curve



C Range: 0 - 360DEG
 C Interval: 30.0DEG
 Test Speed: HIGH
 Temperature: 25.3 °C
 Operators: zoe
 Test Date: 2023-6-19

γ Range: 0 - 180DEG
 γ Interval: 1.0DEG
 Test System: EVERFINE GO-SPEX500_V1 SYSTEM V2.00.461
 Humidity: 65.0%
 Test Distance: 3.160m [K=1.0000]
 Remarks: LAMP: BXRE-30H1000-A-83 Ra: 97
 LENS: HLTJ00281 HL-52 15R
 DRIVER: RMS-15-350AS 350mA
 30minutes warm-up

LUMINOUS DISTRIBUTION INTENSITY DATA

Test:U:220.08V I:0.0681A P:14.339W PF:0.9540 Freq:49.99Hz Lamp Flux:1339.9x1 lm		
NAME: 2319.201Z-AD3-350	TYPE:	WEIGHT:
SPEC.: 3000K	DIM.:	SERIAL No.: 2306190793
MFR.: RISE	SUR.: 0.002826m2	Shielding Angle:

Table--1

UNIT: cd

C(DEG) γ (DEG)	0	30	60	90	120	150	180	210	240	270	300	330						
0	5802	5802	5802	5802	5802	5802	5802	5802	5802	5802	5802	5802						
5	4399	4428	4425	4532	4616	4729	4733	4639	4615	4494	4441	4398						
10	1435	1453	1456	1554	1625	1806	1788	1610	1623	1511	1473	1441						
15	398	402	396	413	430	464	446	412	408	388	394	394						
20	134	137	134	140	147	158	146	136	133	125	126	128						
25	47.1	47.2	47.7	49.1	50.4	51.8	48.3	45.4	45.2	43.0	42.9	44.2						
30	21.8	21.4	22.2	22.8	23.2	23.5	22.8	22.0	22.3	21.4	21.1	21.2						
35	12.9	12.6	13.2	13.4	13.5	13.8	13.6	13.3	13.4	13.0	12.9	12.8						
40	9.27	9.04	9.53	9.47	9.45	9.74	9.76	9.56	9.65	9.35	9.35	9.31						
45	7.35	7.18	7.41	7.53	7.47	7.53	7.78	7.67	7.67	7.36	7.46	7.45						
50	6.15	5.96	6.03	6.18	6.15	6.14	6.36	6.35	6.30	6.03	6.15	6.18						
55	5.10	4.93	4.94	5.07	5.03	5.08	5.24	5.26	5.27	5.01	5.05	5.06						
60	3.65	3.59	3.66	3.81	3.85	3.95	4.07	4.10	4.09	3.79	3.67	3.64						
65	1.74	1.67	1.70	1.90	2.03	2.14	2.22	2.22	2.20	1.97	1.79	1.75						
70	0.79	0.73	0.73	0.82	0.84	0.88	0.94	0.96	1.01	0.89	0.77	0.82						
75	0.43	0.37	0.37	0.42	0.41	0.45	0.49	0.49	0.52	0.48	0.38	0.41						
80	0.20	0.17	0.17	0.19	0.17	0.19	0.23	0.21	0.25	0.23	0.15	0.17						
85	0.04	0.02	0.03	0.05	0.04	0.05	0.06	0.05	0.05	0.06	0.02	0.03						
90	0.00	0.00	0.00	0.00	0.00	0.00	0.00	0.00	0.00	0.00	0.00	0.00						
95	0.00	0.00	0.00	0.00	0.00	0.00	0.00	0.00	0.00	0.00	0.00	0.00						
100	0.00	0.00	0.00	0.00	0.00	0.00	0.00	0.00	0.00	0.00	0.00	0.00						
105	0.00	0.00	0.00	0.00	0.00	0.00	0.00	0.00	0.00	0.00	0.00	0.00						
110	0.00	0.00	0.00	0.00	0.00	0.00	0.00	0.00	0.00	0.00	0.00	0.00						
115	0.00	0.00	0.00	0.00	0.00	0.00	0.00	0.00	0.00	0.00	0.00	0.00						
120	0.00	0.00	0.00	0.00	0.00	0.00	0.00	0.00	0.00	0.00	0.00	0.00						
125	0.00	0.00	0.00	0.00	0.00	0.00	0.00	0.00	0.00	0.00	0.00	0.00						
130	0.00	0.00	0.00	0.00	0.00	0.00	0.00	0.00	0.00	0.00	0.00	0.00						
135	0.00	0.00	0.00	0.00	0.00	0.00	0.00	0.00	0.00	0.00	0.00	0.00						
140	0.00	0.00	0.00	0.00	0.00	0.00	0.00	0.00	0.00	0.00	0.00	0.00						
145	0.00	0.00	0.00	0.00	0.00	0.00	0.00	0.00	0.00	0.00	0.00	0.00						
150	0.00	0.00	0.00	0.00	0.00	0.00	0.00	0.00	0.00	0.00	0.00	0.00						
155	0.00	0.00	0.00	0.00	0.00	0.00	0.00	0.00	0.00	0.00	0.00	0.00						
160	0.00	0.00	0.00	0.00	0.00	0.00	0.00	0.00	0.00	0.00	0.00	0.00						
165	0.00	0.00	0.00	0.00	0.00	0.00	0.00	0.00	0.00	0.00	0.00	0.00						
170	0.00	0.00	0.00	0.00	0.00	0.00	0.00	0.00	0.00	0.00	0.00	0.00						
175	0.00	0.00	0.00	0.00	0.00	0.00	0.00	0.00	0.00	0.00	0.00	0.00						
180	0.00	0.00	0.00	0.00	0.00	0.00	0.00	0.00	0.00	0.00	0.00	0.00						

C Range: 0 - 360DEG
C Interval: 30.0DEG
Test Speed: HIGH
Temperature:25.3℃
Operators:zoe
Test Date:2023-6-19

γ Range: 0 - 180DEG
γ Interval: 1.0DEG
Test System:EVERFINE GO-SPEX500_V1 SYSTEM V2.00.461
Humidity:65.0%
Test Distance:3.160m [K=1.0000]
Remarks: LAMP:BXRE-30H1000-A-83 Ra:97
LENS:HLTJ00281 HL-52 15R
DRIVER:RMS-15-350AS 350mA
30minutes warm-up